



**OralArts**  
**CHOOSES TCS**  
*for happier patients*

*Prescribe the best in flexible partials*



## CONTENTS

About Oral Arts .....	3	Preparation for Adding Teeth .....	14
Why Choose TCS .....	4	Preparation for Rebase .....	14
tcs® Unbreakable (aka TCS) .....	6	Care for TCS Partial's .....	15
Indications & Contraindications .....	8	tcs® Fresh .....	16
Impression Taking Techniques .....	9	FREE Promotional Materials .....	18
Shades & Completing the Lab Slip .....	10	Lab Slip .....	19
Insertion Techniques .....	11	FAQ's.....	21
Adjustment Techniques .....	12		

## About Oral Arts

Thomas Winstead founded Oral Arts Dental Laboratories in 1970 in Huntsville, Alabama. Oral Arts has grown to be a leader in its industry by providing a high level of quality, fast turnaround, and expert customer service. Today, we remain a family owned business that deeply cares about its customers and employee

## Proud to be Certified

Oral Arts is committed to training and educating our U.S.A. based workforce, realizing we are only as good as our people. While many laboratories are sending their cases offshore and not disclosing the country of origin to their clients and patients, all of Oral Arts' restorations are made in the U.S.A. with the highest quality materials. The CDT and CDL certifications are increasingly important in our industry as the NADL and the ADA collaborate on the importance of regulatory programs. Oral Arts is proud to be a Certified Dental Laboratory (CDL) recognized by the National Association of Dental Laboratories (NADL), the American Dental Association (ADA) and the American College of Prosthetics (ACP).



# Why Choose TCS?

## QUALITY YOU CAN TRUST

tcs® Unbreakable has been on the market since 2000. It is manufactured in the USA from the highest quality materials and under a strict quality management system that meet ISO 13485:2003 requirements.

## LIGHTWEIGHT AND COMFORTABLE

tcs® Unbreakable has properties that allow partials to be fabricated very thin without compromising durability, making them very comfortable for the patient.

## AESTHETIC

tcs® Unbreakable blends naturally with the surrounding tissue and gums. A well designed and fabricated TCS partial denture will be unnoticeable in the patient's mouth.

## BIOCOMPATIBLE

tcs® Unbreakable is biocompatible, and ideal for patients who are allergic to monomers found in acrylic dentures.

MILLIONS OF SUCCESSFUL TCS PARTIALS  
HAVE BEEN PRESCRIBED WORLDWIDE.



## Insurance Codes

**D5211** Upper    **D5212** Lower



### AFFORDABLE

Patients searching for an aesthetic solution without the cost associated with crown/bridge or implants can benefit from this type of restoration without compromising aesthetics. Additionally, TCS flexible partials are very popular as a transitional appliance during the healing period for implants.

### FLEXIBLE

TCS partials offer the ideal degree of flexibility, and patients find the adjustment period much smoother when compared to conventional partial dentures.

### Non-Invasive

Unlike permanent tooth replacement options, such as crown/bridge and implants, TCS partials are non-invasive, making them ideal for patients with a low threshold for pain and/or the very elderly. The unique characteristics of TCS partials utilize tissue undercuts and portions of abutment teeth for retention.

### PROMOTIONAL ITEMS FOR YOUR WAITING ROOM - *No Charge*

We offer free TCS patient education brochures full of helpful information for your patients, as well as posters, and educational videos for your waiting area or to use chairside.

**CHOOSE TCS FOR FUNCTIONAL & AESTHETIC  
METAL-FREE RESTORATIONS YOUR PATIENTS  
WILL LOVE.**



# tcs® Unbreakable (aka TCS)

tcs® Unbreakable is an extremely resilient high performing nylon specifically formulated for the fabrication of removable partial dentures. It provides the patient a comfortable, retentive, unbreakable, and aesthetic appliance that is virtually undetectable in the mouth.

- Lightweight & comfortable
- Aesthetic
- Durable
- Guaranteed unbreakable
- Ideal degree of flexibility
- Stain resistant
- Repairable & rebasable
- Available in four translucent pink shades

**LIFETIME WARRANTY AGAINST BREAKAGE**

**SPECIFY tcs® UNBREAKABLE OR TCS ON  
YOUR LAB SLIP**




**YOUNGER PATIENTS APPRECIATE THE  
NATURAL LOOK OF TCS FLEXIBLE PARTIALS.**

## tcs® Unbreakable (aka TCS) Warranty



- Extensive testing and clinical history has validated that tcs® Unbreakable partials will not break under proper use.
- TCS, Inc. warrants tcs® Unbreakable against breakage or fracture due to defects in the material.
- The warranty does not apply to neglect and/or abuse of the restoration.
- The warranty does not apply to artificial teeth, nor the bond between the artificial teeth and the tcs® Unbreakable material.

## Before and After



**TIFFANY...** A young woman in her early thirties from California lost most of her teeth in an automobile accident at the age of 12. Fortunately, Tiffany does not remember the accident, however, she does sadly remember the endless days in the hospital and the five months she attended school with most of her upper teeth missing.

When she finally received her partial denture, she refused to wear it because it felt so awkward. She felt uncomfortable with or without it, it was a no-win situation. After many years of wearing an uncomfortable metal and acrylic partial denture that would constantly break at the most unfortunate moments, Tiffany was finally prescribed a tcs® Unbreakable. Tiffany is excited about finally wearing something she can count on, look great, and feel even better.



For more before and after stories visit [www.tcsdentalinc.com](http://www.tcsdentalinc.com)

tcs® Unbreakable partials may be prescribed whenever a removable partial denture is considered.

#### INDICATIONS:

- Patients with high aesthetic demands on a budget
- Patients with concerns over metal restorations
- Gingival veneers to mask exposed root surfaces
- Patients with allergies to monomer and nickel
- Ideal transitional restoration during the healing period for implants
- Presence of tori
- Oral cancer
- Cleft palate

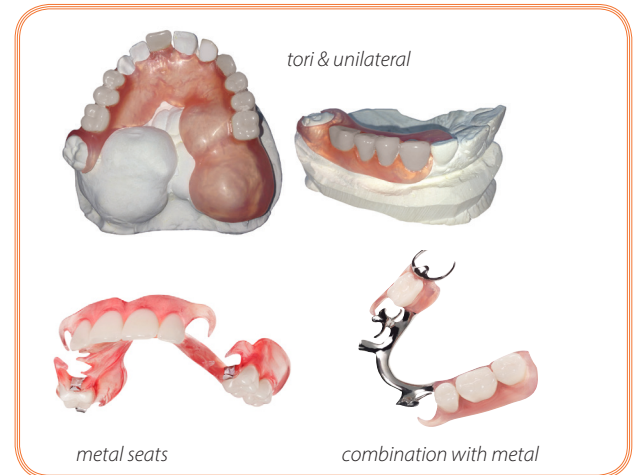
*Don't feel limited to these indications. Throughout relationships with dental technicians and doctors, TCS has learned that sometimes even the most "impossible" case can be successfully fabricated. Doctor-technician communication can go a long way.*

#### IN SOME CASES, COMBINATION WITH A METAL SUBSTRUCTURE IS RECOMMENDED:

- Need for a more rigid appliance due to poor tissue support or few remaining teeth
- Free-end saddle with teeth missing from the 1st bicuspid
- Cast rest seats if soft tissue is a concern

#### CONTRAINDICATIONS:

- Full denture
- Immediate application; due to recession, allow 8 to 10 weeks healing time prior to prescribing a TCS restoration



# Impression Taking Techniques

One of the many benefits of TCS partials is that little to no tooth preparation is needed. The laboratory only needs a good alginate impression (poured promptly), a counter model and the bite registration.

*TCS recommends a lightweight alginate material for impression taking, however, irreversible hydrocolloid, polyvinyl siloxane and polyether impressions are also suitable.*

- An accurate impression is the first step and is key to the success of a TCS partial. If an alginate impression is taken, promptly pour it up using lab stone. Then take a counter-impression and a bite registration.
- Examine the impression. The impression should have all the anatomical details for a successful TCS partial. Also check for voids and air bubbles.



## Oral Arts' Goal

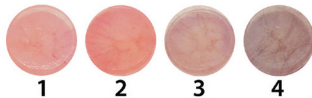
Our goal is to create flexible partials that will be successful and predictable. Flexible partials are an excellent product when properly designed and used in the correct conditions.



# Shades

- LIGHT PINK Shade 1
- STANDARD PINK Shade 2
- LIGHT-DARK PINK Shade 3 (ethnic shade)
- DARK PINK Shade 4 (ethnic shade)

*\*Shades may vary depending on the thickness of the partial denture.*



# Completing the Lab Slip

## SPECIFY TCS

### ON YOUR LAB SLIP

Be sure to request tcs® Unbreakable (aka TCS) by name, and do not forget to include the gum shade as well as the tooth shade.

Be sure to indicate TCS

# Receiving the Case from the laboratory

A genuine TCS partial is received with a \*1-week supply sample of tcs® Concentrated Dental Appliance Cleaner and TCS patient care instructions (\*USA & Canada only).



Oral Arts sends you a Patient Care Card and a 1-week sample of a tcs® Dental Appliance Cleaner along with the complete partial.



# Insertion Techniques

- Examine the partial carefully on and off the master model and check the path of insertion.
- Submerge the TCS partial in very hot tap water for approximately one minute.
- The Hot Water Treatment is very important as it allows for a smooth initial insertion and a good adaptation with your patient's natural tissue. (This is only necessary for 1st insertion).
- When the partial cools to a tolerable temperature, gently insert it into the patients mouth. You may choose to spray the partial with TCS Cool Mint Spray prior to initial insertion. See below.



## TCS® COOL MINT SPRAY

### ON-THE-GO

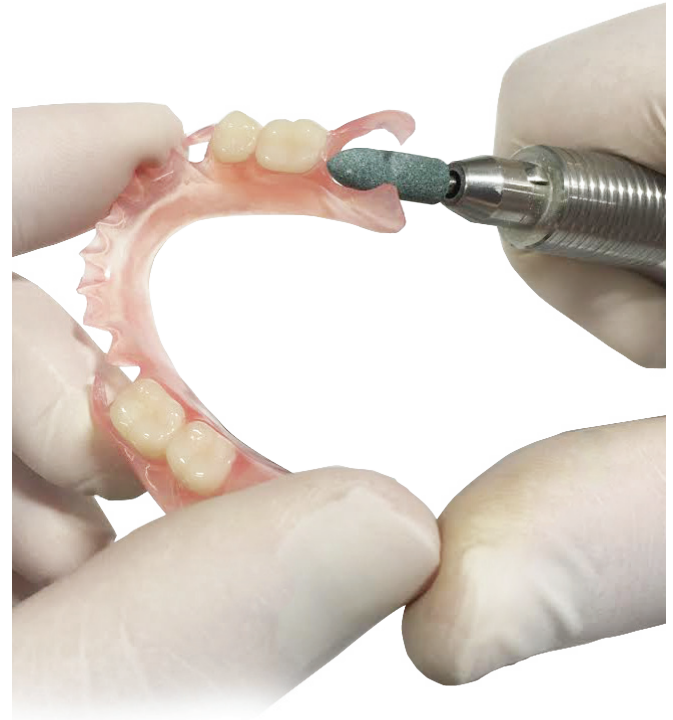
Available for patients to use as an on-the-go freshener for their removable dental appliance. Also used by dentist for try-ins and initial insertion for a minty fresh taste experience. \*\*200 misty sprays



**NOTE:** Use hot tap water prior to insertion.

# Adjustment Techniques

- If the patient feels pain when biting down (possible reasons):
  - Open bite: check the occlusion and reduce the occlusion accordingly.
  - Overextended flange: reduce the flange accordingly  
*Most of the time this will take care of the pain.*
- If the patient senses discomfort due to tightness of the clasp, the clasp may be loosened slightly by submerging the part in hot water approximately 30 seconds, removing it and gently bending the clasp outward while holding it underneath running cold tap water. Following the same procedure but bending the clasp inward can also tighten the clasp.
- There are a variety of burs that are specifically designed for thermoplastic materials.



## Adjusting tcs® Unbreakable

- Set your hand piece on low speed. Use fast, light scraping back and forth movements to reduce area, be sure to keep the bur in constant motion. Do not use too much pressure as this may burn or distort the restoration.
- Green Mounted Points are ideal for making small adjustments. Brown Rubber Points are used for smoothening after adjustments have been made. Usually the Brown Rubber Point will leave the case smooth and shiny without the necessity to re-polish.
- If there are threads remaining, these can be removed with a sharp blade, we recommend the tcs® Carving Knife.

*Do not use the tools that are normally used for conventional removable dentures and partials as they may not be effective on tcs® Unbreakable.*

## Oral Arts' Flexible Partial Adjustment Kit



**\$64.00**  
FREE SHIPPING  
with next case

*For major adjustments send back to laboratory.*

**VIEW VIDEOS: [www.tcsdentalinc.com](http://www.tcsdentalinc.com)**

If needed, remnants tcs® Unbreakable are available for practice adjusting. Call TCS to request: 866-426-2970.

## Preparation for Adding Teeth

**tcs® Unbreakable can be repaired. The laboratory will utilize either a welding technique or an injection technique.**

- Be sure the partial is free of any pastes or adhesives before taking the impression.
- An alginate impression is taken with the partial in the mouth.
- Remove the impression from the mouth with the partial in the impression.
- Be sure the partial is fully seated in the impression material.
- Immediately pour the model with regular yellow stone.
- Forward to the laboratory with instructions.

## Preparation for Rebase

**tcs® Unbreakable can be rebased. The laboratory will register the position of the teeth with a plaster matrix and remove the base. A new base will be waxed up and reprocessed using the existing teeth.**

*In most cases where an overall rebase is needed, the case is jumped into a new base.*

- A rubber base impression is taken under the TCS partial in a closed-mouth condition.
- The patient closes his/her mouth gently to ensure correct occlusion as the rubber base is setting.
- Once the rubber base material has set, an alginate impression is taken and the impression is removed from the mouth with the partial and the rubber base in place.
- Carefully examine the partial to assure that it is positioned correctly in the alginate material.
- Immediately pour the model with regular yellow stone.
- DO NOT separate the partial from the stone model.
- Forward to the laboratory with instructions.

**TIP:** Use Hot Water Treatment for re-insertion.

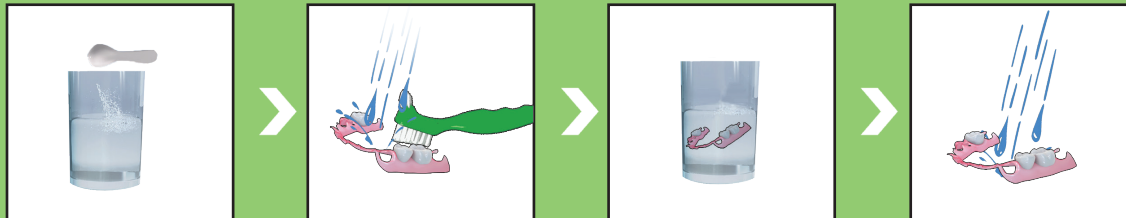
# Care for TCS partials

TCS Partialers are very easy to care for.

In order to keep them looking and feeling like new, please have your patients follow these simple recommendations:

1. Continue to brush natural teeth and gums as directed.
2. Clean the restorations daily. Simply rinse restoration under warm running water in order to remove any food particles prior to soaking it in the denture cleaner.
3. With a very soft denture brush, brush restoration using water only. Rinse again.
4. Place restoration in tcs® Concentrated Dental Appliance Cleaner for at least 15 minutes per day.
5. It is recommended to keep restoration in water or tcs® Concentrated Dental Appliance Cleaner when not wearing it (when possible).
6. DO NOT use bleach, toothpaste or similar cleaning products as these may scratch or discolor the surface of the partial.

Please provide the patient with the Patient Care Instructions along with the tcs® Fresh samples. (USA & Canada only)





## tcs<sup>®</sup> Fresh

A clean bacteria-free appliance is vital to your patients' health and to the appearance and longevity of the appliance. TCS offers a variety of products designed to keep appliances looking and feeling like new!

### FOR ALL TYPES OF REMOVABLE DENTAL APPLIANCES

- Partial dentures
- Full dentures
- Retainers
- Aligners
- Mouthguards
- And more

### *to order:*

#### **DOCTORS:**

*For discounted prices, order:*

Phone: 866-426-2970

Online: [www.tcsdentalinc.com](http://www.tcsdentalinc.com)

Scroll down to website footer to create an account, "Register Here."

Visit store under dental professionals.

Must be logged on to view pricing.


#### **PATIENTS:**

*Refer your patients to TCS to conveniently order tcs<sup>®</sup> Fresh products.*

Phone: 866-426-2970

Online: [www.tcsfresh.com](http://www.tcsfresh.com)





### tcs® Concentrated Appliance Cleaner

*Item #4505-01 (10 per box - 4 week supply packets)*

#### **Professional Strength**

Dissolves away stains that brushing leaves behind. Removes coffee, tea, tobacco, and iron stains as well as plaque, tarter, calcium, and calculus. *Box of 10:10 month supply.*

*\*Over the counter cleaners are not recommended for thermoplastic restorations.*

**Also available in Bulk**

*Item #4505FR-01 (70 per box - 4 week supply packets)*

*Item #4505FR-SMP (75 per box - 1 week supply sample packets)*



### tcs® Cool Mint Spray

*Item #4504/PY-01 ea.*

Mint flavored spray used to refresh dental appliances ON-THE-GO. Convenient to store in purses, bags, pockets, etc. to keep appliances clean and fresh when it is needed the most.

*Ideal for initial insertion.*



### tcs® Sonic Cleaner

*Item #4013-01 ea.*

Designed to help obtain quick and easy professionals cleaning results with the aid of high energy cycle waves (sonic vibrations). Compact design, ideal to use as storage container. Must be used in combination with dental appliance cleaner. 2AA batteries included. Personalize with name, nickname, etc. Call us for details.



### tcs® Dental Appliance Brush

*Item #4506FR-01 ea.*

Strong, resilient soft bristle brush to thoroughly clean dental appliances without scratching the surface.



### tcs® Cool Mint Wipes

*Item #4504/20FR-01 (20 per box)*

Individually wrapped, mint flavored wipes to clean and refresh appliances ON-THE-GO! Conveniently store them in purses, bags, pockets, etc. to keep appliances clean and fresh when it is needed the most.

**Also available in Bulk**

*Item #4504FR-01 (70 per box)*



# \*Free Promotional Material

*Ideal to use chairside and/or in your waiting area*



## Patient Education Brochures

Display them in your waiting room. Informative brochures meant for patients to learn more about TCS partials.

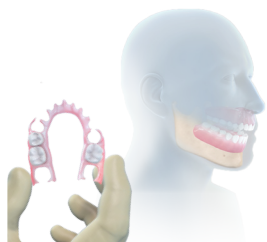


## Posters

Size 18" X 24"

*Customized premium stock quality TCS posters available for your office: \$65 + shipping.*

## Videos are ideal to use chairside and/or in your waiting area



## TCS Animation Video

This 1.5 minute animation video demonstrates how a typical tcs® partial denture compares to a conventional metal and acrylic partial.



## Health Brief Hosted by Terry Bradshaw

TCS is featured in "Health Briefs by Terry Bradshaw," a 5 min. production that explores innovations in the medical industry. TCS is proud to be part of the "Inside Dentistry" series with topics related to "Improving Lives through Effective Dental Solutions." It is available on USB and accessible online, this is a quick and convenient way to help your patients learn more about tcs Flexible Partial.

- Embed on your website
- Use as a continuous loop video in your waiting room
- Ideal to familiarize patients about removable partials

**Send us your next TCS Flexible  
Partial or TCS Metal Combo Case**

**Use RX on reverse**



DENTAL LABORATORIES

2700 S. Memorial Pkwy P.O. Box 413 Huntsville, AL 35801 (800) 354-2075  
9040 Airport Blvd. P.O. Box 850035 Mobile, AL 36608 (800) 327-4047  
www.oralartsdental.com e-mail: shade@oralartsdental.com

Dr. Name \_\_\_\_\_ Dr. Phone # \_\_\_\_\_ Dr. Account # \_\_\_\_\_

Address \_\_\_\_\_ City \_\_\_\_\_ State \_\_\_\_\_ Zip \_\_\_\_\_

Email Address \_\_\_\_\_

Date Written \_\_\_\_\_ Patient \_\_\_\_\_ ☐ Male ☐ Female

**Enclosed #** \_\_\_\_\_ Model  
\_\_\_\_\_ Shade Tab \_\_\_\_\_ Impression  
\_\_\_\_\_ Articulator \_\_\_\_\_ Bite  
\_\_\_\_\_ Crown \_\_\_\_\_ Photos  
Other: \_\_\_\_\_

**Due Date** (please specific date)  
\_\_\_\_\_

☐ Finish ☐ Reset Teeth ☐ Teeth Try-in ☐ Bite Block

**PARTIALS:**

tcs® Unbreakable (aka TCS)

- ☐ Partial  
☐ Combination w/ metal  
☐ Unilateral  
☐ Other

**TOOTH SHADE:**  
\_\_\_\_\_

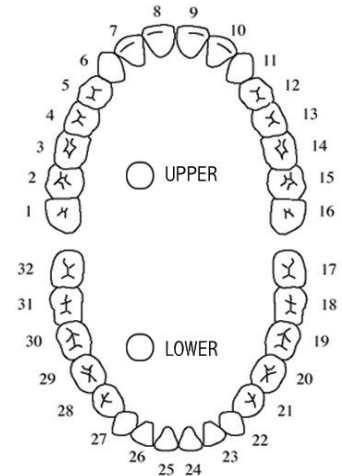
**TISSUE SHADE:**

- ☐ Light Pink  
☐ Standard Pink  
☐ Light/Dark Pink  
☐ Dark Pink

**TEETH:**

- ☐ Economy Teeth  
☐ Premium Teeth

Rx



**Dr. Signature:** \_\_\_\_\_

**License #:** \_\_\_\_\_





# OralArts

DENTAL LABORATORIES HUNTSVILLE, ALABAMA

Family owned and operated since 1970, high quality products made in USA guaranteed,  
7 Year Replacement Warranty

Certified Dental Lab with highly trained Certified Dental Technicians, Expert level technical  
phone support for treatment planning and case support.

On-Site state-of-the-art CAD/CAM Technology Center, accepting Digital Impressions from all  
the latest Intra-Oral Scanners.

Free Shipping nationwide with a 5 day in lab product turnaround.

**Oral Arts Dental Laboratories**

2700 South Memorial Parkway • Huntsville, AL 35801

Toll Free: (800) 354-2075 • Phone: (256) 533-6670 • Fax: (256) 539-8805

[info@oralartsdental.com](mailto:info@oralartsdental.com) • [www.oralartsdental.com](http://www.oralartsdental.com)